



U.S. DEPARTMENT OF EDUCATION

Education Stabilization Fund

ESF / ESF Reporting / HEER - 835818915 - Year Two - Page 19 - Review

HEER Recipient Reporting Data Collection - Year Two

Submitted

Submitted: lpozanc@southeastmn.edu - 5/5/2022, 11:11:51 AM

Page 19 - Review

General Information

Institutions must provide complete answers to each question. However, for the second annual report covering January 1, 2021-December 31, 2021, institutions have the option of taking more time to submit answers to questions marked with a clock symbol 🕒. Institutions can submit answers to questions marked with a clock symbol 🕒 in early 2022 as part of the second annual report (in alignment with the table above) OR in early 2023 as part of the third annual reporting process. Starting with the third annual report, institutions must provide answers to all questions including those marked with a clock symbol 🕒 per the reporting schedule in the table above.

1) Institutional Identifiers and Contact Information:

a)	Institution Name MINNESOTA STATE COLLEGES AND UNIVERSITIES	DUNS # 835818915	HEER/ESF #
----	---	---------------------	------------

b) Identify the applicable OPEID(s) for this annual report:
OPEID
00239300

c) Identify the applicable IPEDS unitid(s) for this annual report:
Unitid
175263

d) For this annual report, please report on these HEERF grant PR/Award Numbers:
PR/Award Number (Program) / Award Amount
P425E203722 (Student Aid) / \$2,022,913

PR/Award Number (Program) / Award Amount
P425F203717 (Institutional Portion) / \$2,705,858

2) Did you expend all of your HEERF I, II, & III funds available prior to the end of the reporting period, making this your final annual report?

Yes	No
-----	----

Institutions that expended all of their HEERF funds in calendar year 2021 may need to finalize their calendar year 2021 reporting in early 2023 if they choose to delay reporting on the questions labeled with a clock symbol  until the early 2023 reporting timeframe.

Websites

3) Reporting on institution websites:

a) HEERF quarterly reporting webpage URL:

Quarterly Reporting URL

https://www.southeastmn.edu/current_student/page.aspx?id=12406

b) Student Portion Reporting: Provide all active website URLs posted by your campus, or by the institution on behalf of your campus(es), as required by the public posting requirement from the May 13, 2021 notice in the Federal Register for the student portion including any active URLs that provide archived information.

Student Portion URL

https://www.southeastmn.edu/current_student/page.aspx?id=12406

See <https://www.federalregister.gov/d/2021-10196>.

c) Institutional Portion, (a)(1), (a)(2), and (a)(3) reporting: Provide all active website URLs posted by your campus, or by the institution on behalf of your campus(es), as required by the Quarterly Public Reporting Form for (HEERF I, II, III) (a)(1), (a)(2), and (a)(3) Institutional Portion including any active URLs that provide archived information.

Institutional Portion URL

https://www.southeastmn.edu/current_student/page.aspx?id=12406

Institutional Portion URL

https://www.southeastmn.edu/current_student/page.aspx?id=14034

Institutional Portion URL

https://www.southeastmn.edu/current_student/page.aspx?id=14035

Institutional Portion URL

https://www.southeastmn.edu/current_student/page.aspx?id=14036

See <https://www2.ed.gov/about/offices/list/ope/heerreporting.html>.

How Aid Helped

4) How has HEERF helped your institution and your students?

a) HEERF enabled my institution to continue offering planned programs (i.e., programs of study listed in our course catalog) that were at risk of discontinuation due to pandemic-related factors

Strongly disagree

Disagree

Neutral

Agree

Strongly agree

N/A

Unable to Determine

b) HEERF enabled my institution to keep student net prices similar to pre-pandemic levels

Strongly disagree	Disagree	Neutral	Agree	Strongly agree	N/A	Unable to Determine
-------------------	----------	---------	-------	----------------	-----	---------------------

Net price refers to costs covered by students and their families and is calculated by adding tuition, fees, books, supplies, and living costs and subtracting grant and/or scholarship aid (e.g., Pell grants, school-based grants, merit scholarships)

c) HEERF enabled my institution to keep students enrolled by providing them with electronic devices and Internet access

Strongly disagree	Disagree	Neutral	Agree	Strongly agree	N/A	Unable to Determine
-------------------	----------	---------	-------	----------------	-----	---------------------

d) HEERF enabled my institution to keep students enrolled who were at risk of dropping out due to pandemic-related factors by providing direct financial support to students

Strongly disagree	Disagree	Neutral	Agree	Strongly agree	N/A	Unable to Determine
-------------------	----------	---------	-------	----------------	-----	---------------------

e) HEERF enabled my institution to keep faculty, staff, employees, and contractors at full salary levels who were at risk of unemployment due to pandemic-related factors

Strongly disagree	Disagree	Neutral	Agree	Strongly agree	N/A	Unable to Determine
-------------------	----------	---------	-------	----------------	-----	---------------------

f) HEERF enabled my institution to purchase COVID tests, health screening, and the healthcare needed to help students and faculty

Strongly disagree	Disagree	Neutral	Agree	Strongly agree	N/A	Unable to Determine
-------------------	----------	---------	-------	----------------	-----	---------------------

Aid Determination ^

5) How did your institution determine which students received emergency financial aid grants to students and how much each student would receive? Please indicate if any of the following strategies were used at least once during the reporting period

a) Did you ask students to apply for funds?

Yes	No
-----	----

b) Did you use any institutional administrative data (pre-existing data that did not come from a HEERF-specific application form) in determining the amount of funds awarded to students?

Yes	No
-----	----

i) Which of these student factors did you prioritize in the grant determination process?

1) Enrollment intensity (i.e., full-time/part-time status, number of credits the student is taking, etc.)	Yes	No
2) Location (i.e., branch campus)	Yes	No
3) Pell Grant eligibility	Yes	No
4) FAFSA data elements	Yes	No
5) On-campus/distance education status	Yes	No
6) On-campus/off-campus living arrangements	Yes	No
7) Academic level	Yes	No
8) Other	Yes	No

c) Did your institution use a specific methodology to calculate award amounts that is captured in a flowchart, set of equations, a formula, or other documentation?

Yes	No
-----	----

Aid Distribution ^

6) How did your institution distribute the emergency financial aid grants to students?

a) Checks	Yes	No
b) Electronic funds transfer /Direct deposit	Yes	No
c) Debit cards	Yes	No
d) Payment apps	Yes	No

e) Other

Yes No

Emergency Grants - Guidance

7) Did your institution provide any instructions, directions, or guidance to students (e.g., FAQs) about the emergency financial aid grants upon disbursement?

Yes No

Upload PDF/MS Word document instructions, directions, or guidance. Include screenshots of relevant websites

The grantee has uploaded 3 file(s) in response to this question.

File Name	Size	Last Modified
federal crsaa funds - phase 1 for student disbursement.docx	13.5 KB	4/27/2022, 9:48:04 AM
federal crsaa funds - phase 2 for student disbursement.docx	13.3 KB	4/27/2022, 9:48:04 AM
fw student emergency grant funds distribution.docx	18.4 KB	5/3/2022, 11:22:16 AM

Emergency Grants - Counts, Student, and Institution Funds

8) What percentage of students received emergency grants and how much did students receive in emergency grants by fund type and student type?

Note: In early 2022, for the second annual report covering January 1, 2021-December 31, 2021, institutions have the option of taking more time to submit answers to questions marked with a clock symbol ⌚. Institutions can submit answers to questions marked with a clock symbol ⌚ in early 2022 as part of the second annual report (in alignment with the reporting schedule at the beginning of this data collection form) OR in early 2023 along with reporting the third annual report

a) Complete the following table:

When IPEDS definitions apply (categories labeled with "(IPEDS categories)" in the form), use the same category for each student that is used to report to IPEDS. For the second and third annual HEERF reports (reporting on calendar years 2021 and 2022 in early 2022 and early 2023 respectively), if a student is not reported to IPEDS, for example because they are not enrolled for credit in courses that could lead to an award, then report that student under "Students not categorized in IPEDS." In the fourth, and fifth annual HEERF reports "Students not categorized in IPEDS" will no longer be an option in the form and institutions will need to track all of their students (regardless of if they would be included in IPEDS enrollment counts) and categorize them using the IPEDS classification methodology

Emergency Financial Aid Grants Awarded to Students: Report only disbursements related to Emergency Financial Aid Grants including those grants to satisfy outstanding accounts. Any disbursements unrelated to Emergency Financial Aid Grants should not be included in the reported expenditures

	Undergraduate ₆ full-time ₇ Pell grant recipients ₈	Undergraduate ₆ full-time ₇ Non- Pell grant recipients ₉	Undergraduate ₆ part-time Pell grant recipients	Undergraduate ₆ part-time Non- Pell grant recipients	Graduate full-time recipients	Graduate part-time recipients	Total

	Undergraduate ₆ full-time ₇ Pell grant recipients ₈	Undergraduate ₆ full-time ₇ Non- Pell grant recipients ₉	Undergraduate ₆ part-time Pell grant recipients	Undergraduate ₆ part-time Non- Pell grant recipients	Graduate full-time recipients	Graduate part-time recipients	Total
Number of Students How many students were enrolled? (unduplicated count for the reporting period)	Number 380	Number 680	Number 224	Number 1,663	Number 0	Number 0	Total 2,947
Number of HEERF Student Recipients – Emergency Grants to Students (unduplicated) How many students received HEERF emergency financial aid grants? (unduplicated across all HEERF sections)	Number 363	Number 289	Number 203	Number 94	Number 0	Number 0	Total 949
HEERF (a)(1) Student Aid Portion Amount Disbursed What was the amount disbursed directly to students as Emergency Financial Aid Grants?	Amount \$ 479,393.49	Amount \$ 209,864.66	Amount \$ 243,777.72	Amount \$ 68,306.32	Amount \$ 0	Amount \$ 0	Total \$1,001,34:
HEERF (a)(1) Student Aid Portion Amount Disbursed What was the amount of Emergency Financial Aid Grants applied to satisfy student’s outstanding account balance upon receiving affirmative written consent from students to do so? <i>If funds were not used for this purpose, report \$0. Include only amounts that benefited students who directly received Emergency Financial Aid Grants.</i>	Amount \$ 3,459.10	Amount \$ 2,934.05	Amount \$ 1,841.26	Amount \$ 1,539.55	Amount \$ 0	Amount \$ 0	Total \$9,773.96
HEERF (a)(1) Institutional Portion Amount Disbursed What was the amount disbursed directly to students as Emergency Financial Aid Grants?	Amount \$ 0	Amount \$ 0	Amount \$ 0	Amount \$ 0	Amount \$ 0	Amount \$ 0	Total \$0.00

	Undergraduate ₆ full-time ₇ Pell grant recipients ₈	Undergraduate ₆ full-time ₇ Non- Pell grant recipients ₉	Undergraduate ₆ part-time Pell grant recipients	Undergraduate ₆ part-time Non- Pell grant recipients	Graduate full-time recipients	Graduate part-time recipients	Total
HEERF (a)(1) Institutional Portion Amount Disbursed What was the amount of Emergency Financial Aid Grants applied to satisfy student's	Amount \$ 92,226	Amount \$ 133,690	Amount \$ 82,796	Amount \$ 106,151	Amount \$ 0	Amount \$ 0	Total \$414,863.1

Emergency Grants - (a)(2), (a)(3), and (a)(4) Funds

Your institution did not receive an award from these programs.

Emergency Grants - Min/Max, Calculated Totals, and Averages

Emergency Grants - Title IV

8) What percentage of students received emergency grants and how much did students receive in emergency grants by fund type and student type?

Note: In early 2022, for the second annual report covering January 1, 2021-December 31, 2021, institutions have the option of taking more time to submit answers to questions marked with a clock symbol ⌚. Institutions can submit answers to questions marked with a clock symbol ⌚ in early 2022 as part of the second annual report (in alignment with the reporting schedule at the beginning of this data collection form) OR in early 2023 along with reporting the third annual report

b) ⌚ Among the students enrolled in your institution, how many were NOT Title IV eligible throughout their enrollment during the reporting period?
Enrolled Students Not Eligible
1,998

Based on the Department's Final Regulations issued on May 14, 2021 (86 FR 26608, available at <https://www.federalregister.gov/d/2021-10190>), students are not required to be eligible for Title IV student financial aid in order to receive HEERF emergency financial aid grants. Title IV eligibility for this question is based on the number of students for whom the institution has received an Institutional Student Information Record (ISIR) plus the number of students who completed any alternative form developed by the institution. In reporting these data, students should be classified as Title IV eligible if they were determined to be Title IV eligible at any point during the reporting period.

i) ⌚ The percentage of students enrolled in your institution who were NOT Title IV eligible throughout their enrollment during the reporting period is
Percentage of Enrolled Students Not Eligible
67.80%

c) ⌚ Among students who received emergency financial aid grants, how many were NOT Title IV eligible throughout their enrollment during the reporting period?
Students Not Eligible Who Received Grants
566

- i) The percentage of students who received emergency financial aid grants who were not Title IV eligible throughout their enrollment during the reporting period is
 Percentage of Students Not Eligible Who Received Grants
 59.64%

Emergency Grants - Race/Ethnicity ^

- 8) What percentage of students received emergency grants and how much did students receive in emergency grants by fund type and student type?
Note: In early 2022, for the second annual report covering January 1, 2021-December 31, 2021, institutions have the option of taking more time to submit answers to questions marked with a clock symbol . Institutions can submit answers to questions marked with a clock symbol in early 2022 as part of the second annual report (in alignment with the reporting schedule at the beginning of this data collection form) OR in early 2023 along with reporting the third annual report

- d) What number of students were enrolled, what number received emergency grants, and how much grant aid did the students receive by IPEDS race/ethnicity categories?



Race/Ethnicity (IPEDS categories)	Enrolled student count (unduplicated)	Number of students who received at least one Emergency Financial Aid Grant (unduplicated)	What was the total amount of Emergency Financial Aid Grants disbursed to students through all HEERF funds?	Average HEERF Amount Awarded
American Indian or Alaska Native	Count 14	Number 5	Amount \$ 8,898	Amount \$1,779.60
Asian	Count 48	Number 16	Amount \$ 19,729	Amount \$1,233.06
Black or African American	Count 93	Number 52	Amount \$ 59,031	Amount \$1,135.21
Hispanic/Latino	Count 132	Number 46	Amount \$ 51,903.13	Amount \$1,128.33
Native Hawaiian or Other Pacific Islander	Count 1	Number 0	Amount \$ 0	Amount

d)  What number of students were enrolled, what number received emergency grants, and how much grant aid did the students receive by IPEDS race/ethnicity categories?

Race/Ethnicity (IPEDS categories)	Enrolled student count (unduplicated)	Number of students who received at least one Emergency Financial Aid Grant (unduplicated)	What was the total amount of Emergency Financial Aid Grants disbursed to students through all HEERF funds?	Average HEERF Amount Awarded
White	Count 2,426	Number 788	Amount \$ 815,666.06	Amount \$1,035.11
Two or more races	Count 104	Number 40	Amount \$ 45,006	Amount \$1,125.15

Emergency Grants – Gender and Age


8) What percentage of students received emergency grants and how much did students receive in emergency grants by fund type and student type?

Note: In early 2022, for the second annual report covering January 1, 2021-December 31, 2021, institutions have the option of taking more time to submit answers to questions marked with a clock symbol . Institutions can submit answers to questions marked with a clock symbol  in early 2022 as part of the second annual report (in alignment with the reporting schedule at the beginning of this data collection form) OR in early 2023 along with reporting the third annual report

e)  What number of students were enrolled, what number received emergency grants, and how much grant aid did the students receive by IPEDS gender categories?

Gender/Age (IPEDS categories)	Enrolled student count (unduplicated)	Number of students who received at least one Emergency Financial Aid Grant (unduplicated)	What was the total amount of grants disbursed to students through all HEERF funds?	Average HEERF Amount Awarded
Men	Count 1,589	Number 555	Amount \$ 611,843	Amount \$1,102.42
Women	Count 1,287	Number 391	Amount \$ 385,569.19	Amount \$986.11
Students not categorized in IPEDS	Count 71	Number 3	Amount \$ 4,225	Amount \$1,408.33

e)  What number of students were enrolled, what number received emergency grants, and how much grant aid did the students receive by IPEDS gender categories?

Gender/Age (IPEDS categories)	Enrolled student count (unduplicated)	Number of students who received at least one Emergency Financial Aid Grant (unduplicated)	What was the total amount of grants disbursed to students through all HEERF funds?	Average HEERF Amount Awarded
f)  What number of students were enrolled, what number received emergency grants and how much grant aid did the students receive by IPEDS age categories? <i>Institutions should follow IPEDS Fall enrollment guidelines (https://nces.ed.gov/ipeds/use-the-data/survey-components/8/fall-enrollment) for when to capture a student's age. For example, institutions operating on a traditional academic year calendar (semester, trimester, quarter, or 4-1-4) report Fall enrollment as of the institution's official fall reporting date or October 15. Institutions operating on a calendar that differs by program or that enrolls students on a continuous basis (referred to as program reporters) report Fall enrollment as students enrolled any time during the period August 1 and October 31.</i>				
Ages 25 and older	Count 946	Number 453	Amount \$ 518,371.87	Amount \$1,144.31

Institutional Expenditures

9) Institutional expenditures

a) Has your institution designated HEERF program funds for a specific purpose or budget objective in future calendar years (for example, operation and maintenance of plant, academic programs, residential programs, future institutional aid)?

Yes	No
-----	----

2) If yes, provide the amount designated for a specific purpose or budget objective by calendar year and HEERF program fund

(a)(1) Institutional Portion

Calendar year 2022
\$ 567,591.52

Calendar year 2023
\$ 0

(a)(2) HBCUs, TCCUs, MSIs, SIP

Calendar year 2022
\$ 0

Calendar year 2023
\$ 0

(a)(3) FIPSE and SAIHE

Calendar year 2022
\$ 0

Calendar year 2023
\$ 0

b) Provide the total amount of HEERF funds expended during the reporting period on each of the following categories:

Providing additional Emergency Financial Aid Grants to students.

Amount in (a)(1) institutional dollars
\$0.00

Amount in (a)(2) dollars, if applicable
\$0.00

Amount in (a)(3) dollars, if applicable
\$0.00

Explanatory Notes

Using Emergency Financial Aid Grants to cover student outstanding account balances for costs such as debt forgiveness, room, board, tuition, or fees.

Amount in (a)(1) institutional dollars
\$414,863.00

Amount in (a)(2) dollars, if applicable
\$0.00

Amount in (a)(3) dollars, if applicable
\$0.00

Explanatory Notes

Indirect cost recovery/facilities and administrative costs charged on the grants.

Amount in (a)(1) institutional dollars
\$ 28,097

Amount in (a)(2) dollars, if applicable
\$ 0

Amount in (a)(3) dollars, if applicable
\$ 0

Explanatory Notes

Covering the cost of providing additional technology hardware to students, such as laptops or tablets, or covering the added cost of technology fees.

Amount in (a)(1) institutional dollars
\$ 0

Amount in (a)(2) dollars, if applicable
\$ 0

Amount in (a)(3) dollars, if applicable
\$ 0

Explanatory Notes

Providing or subsidizing the costs of high-speed internet to students or faculty to transition to an online environment.

Amount in (a)(1) institutional dollars
\$ 0

Amount in (a)(2) dollars, if applicable
\$ 0

Amount in (a)(3) dollars, if applicable
\$ 0

Explanatory Notes

Subsidizing off-campus housing costs due to dormitory closures or decisions to limit housing to one student per room; subsidizing housing costs to reduce housing density; paying for hotels or other off-campus housing for students who need to be isolated; paying travel expenses for students who need to leave campus early due to coronavirus infections or campus interruptions.

Amount in (a)(1) institutional dollars
\$ 0

Amount in (a)(2) dollars, if applicable
\$ 0

Amount in (a)(3) dollars, if applicable
\$ 0

Explanatory Notes

Subsidizing food service to reduce density in eating facilities, to provide pre-packaged meals, or to add hours to food service operations to accommodate social distancing.

Amount in (a)(1) institutional dollars
\$ 0

Amount in (a)(2) dollars, if applicable
\$ 0

Amount in (a)(3) dollars, if applicable
\$ 0

Explanatory Notes

Note: Started subsidizing our food service in January 2022 due to vendor experiencing loss of revenue and facing closure.

Costs related to operating additional class sections to enable social distancing, such as those for hiring more instructors and increasing campus hours of operations.

Amount in (a)(1) institutional dollars
\$ 161,462

Amount in (a)(2) dollars, if applicable
\$ 0

Amount in (a)(3) dollars, if applicable
\$ 0

Explanatory Notes

Campus safety and operations.

Including costs or expenses related to the disinfecting and cleaning of dorms and other campus facilities, purchases of personal protective equipment (PPE), purchases of cleaning supplies, adding personnel to increase the frequency of cleaning, the reconfiguration of facilities to promote social distancing, etc.

Amount in (a)(1) institutional dollars
\$ 213,733

Amount in (a)(2) dollars, if applicable
\$ 0

Amount in (a)(3) dollars, if applicable
\$ 0

Explanatory Notes

Purchasing, leasing, or renting additional instructional equipment and supplies (such as laboratory equipment or computers) to reduce the number of students sharing equipment or supplies during a single class period and to provide time for disinfection between uses.

Amount in (a)(1) institutional dollars	Amount in (a)(2) dollars, if applicable	Amount in (a)(3) dollars, if applicable
\$ 96,438	\$ 0	\$ 0

Explanatory Notes

Purchasing faculty and staff training in online instruction; or paying additional funds to staff who are providing training in addition to their regular job responsibilities.

Amount in (a)(1) institutional dollars	Amount in (a)(2) dollars, if applicable	Amount in (a)(3) dollars, if applicable
\$ 0	\$ 0	\$ 0

Explanatory Notes

Purchasing, leasing, or renting additional equipment or software to enable distance learning, or upgrading campus wi-fi access or extending open networks to parking lots or public spaces, etc.

Amount in (a)(1) institutional dollars	Amount in (a)(2) dollars, if applicable	Amount in (a)(3) dollars, if applicable
\$ 39,890	\$ 0	\$ 0

Explanatory Notes

Implementing evidence-based practices to monitor and suppress coronavirus in accordance with public health guidelines.
Including funding to cover the cost of vaccine distribution.

Amount in (a)(1) institutional dollars	Amount in (a)(2) dollars, if applicable	Amount in (a)(3) dollars, if applicable
\$ 0	\$	\$

Explanatory Notes

Conducting direct outreach to financial aid applicants about the opportunity to receive a financial aid adjustment due to the recent unemployment of a family member or independent student, or other circumstances, described in section 479A of the Higher Education Act of 1965.

Amount in (a)(1) institutional dollars
\$ 0

Amount in (a)(2) dollars, if applicable
\$

Amount in (a)(3) dollars, if applicable
\$

Explanatory Notes

Replacing lost revenue from all sources.

Please see the Department's HEERF Lost Revenue FAQs (March 19, 2021) for more information regarding what may be appropriately included in an estimate of lost revenue.

Amount in (a)(1) institutional dollars
\$ 806,668

Amount in (a)(2) dollars, if applicable
\$ 0

Amount in (a)(3) dollars, if applicable
\$ 0

Explanatory Notes

Other Uses of (a)(1) Institutional Portion funds.

Amount in (a)(1) institutional dollars
\$ 567

Explanatory Notes

Other uses of (a)(2) or (a)(3) funds, if applicable.

Amount in (a)(2) dollars, if applicable
\$ 0

Amount in (a)(3) dollars, if applicable
\$ 0

Explanatory Notes

Annual Institutional Expenditures for each Program

Lost Revenue



c) Estimate how much of the lost revenue reported above came from revenue lost from each of the following sources:

These categories are the categories described in Question 3 of the HEERF Lost Revenue FAQs (March 19, 2021, available at <https://www2.ed.gov/about/offices/list/ope/heerflostrevenuefaqs.pdf>).

Academic Resources
Estimated Amount
\$ 0

**Unpaid student accounts
receivable or other student
account debts (including
tuition, fees, and institutional
charges)**
Estimated Amount
\$ 0

Room and board
Estimated Amount
\$ 0

**Enrollment declines,
including reduced tuition,
fees, and institutional
charges**
Estimated Amount
\$ 597,243

Supported research
Estimated Amount
\$ 0

Summer terms and camps
Estimated Amount
\$ 0

Auxiliary services sources
Estimated Amount
\$ 12,383

Cancelled ancillary events
Estimated Amount
\$ 0

Disruption of food service
Estimated Amount
\$ 0

Dormitory services
Estimated Amount
\$ 0

Childcare services
Estimated Amount
\$ 0

**Use of facilities or venues, including
external events such as weddings,
receptions, or conferences (other
than facilities associated with
sectarian instruction or religious
worship)**
Estimated Amount
\$ 79,490

Bookstore revenue
Estimated Amount
\$ 117,552

Parking revenue
Estimated Amount
\$ 0

Lease revenue
Estimated Amount
\$ 0

Royalties
Estimated Amount
\$ 0

Other operating revenue
Estimated Amount
\$ 0

Total (a)(1) lost revenue funds
\$ 806,668

Total (a)(2) lost revenue funds
\$ 0

Total (a)(3) lost revenue funds
\$ 0

TOTAL LOST REVENUE HEERF
\$806,668.00

*Estimated amounts need to sum to amounts reported
in 9b*

Enrollment - Academic



Enrollment - Race

Enrollment - Gender/Age

10) Provide the unduplicated count of students who were enrolled at least once as a degree/certificate seeking student within the reporting period and their enrollment status at the end reporting period. The three statuses (completed, withdrawn, and still enrolled) need to add up to the total number of students enrolled.

Calendar year 2021: Enrollment status for all degree/certificate seeking students

a) Complete the following table for the applicable reporting period

	Number of degree/certificate seeking students	Number of degree/certificate seeking students who completed a program at your institution during the reporting period	Number of degree/certificate seeking students who did not complete during the reporting period but were still enrolled at your institution (i.e., last enrollment record at the end of the reporting period is not a withdraw record)	Number of degree/certificate seeking students who did not complete and withdrew from your institution (i.e., no completion record during the reporting period and the last enrollment record at the end of the reporting period is a withdraw record)
Gender (IPEDS categories)  WOMEN	Number 1,171	Number 172	Number 581	Number 418
Gender (IPEDS categories)  MEN	Number 995	Number 195	Number 440	Number 360
Age (IPEDS categories)  AGES 25 AND OLDER	Number 757	Number 186	Number 344	Number 227
Age (IPEDS categories)  AGES 24 AND YOUNGER	Number 1,410	Number 181	Number 681	Number 548

Age (IPEDS categories) 

AGE NOT AVAILABLE IN ADMINISTRATIVE RECORDS (E.G., IPEDS, FAFSA, ETC.)

Number
12

Number
0

Number
3






Number
9

Calendar year 2020: Enrollment status for all degree/certificate seeking students 



b) Complete the following table

This table provides a historical comparison point for the current reporting period and since it is historical information it does not have to be updated on an annual basis. Institutions should submit responses in the early 2022 data collection process. However, if institutions need more time, they can submit responses in the early 2023 data collection process

	Number of degree/certificate seeking students enrolled during the calendar year	Number of degree/certificate seeking students who completed a program at your institution during the calendar year	Number of degree/certificate seeking students who did not complete calendar year but were still enrolled at your institution (i.e., last enrollment record at the end of the calendar year is not a withdraw record)	Number of degree/certificate seeking students who did not complete calendar year and withdrew from your institution (i.e., no completion record and the last enrollment record at the end of the calendar year is a withdraw record)
Gender (IPEDS categories)  WOMEN	Number 1,184	Number 177	Number 552	Number 455
Gender (IPEDS categories)  MEN	Number 1,040	Number 171	Number 491	Number 378
Age (IPEDS categories)  AGES 25 AND OLDER	Number 806	Number 189	Number 360	Number 257
Age (IPEDS categories)  AGES 24 AND YOUNGER	Number 1,416	Number 159	Number 684	Number 573
Age (IPEDS categories)  AGE NOT AVAILABLE IN ADMINISTRATIVE RECORDS (E.G., IPEDS, FAFSA, ETC.)	Number 7	Number 0	Number 3	Number 4

Calendar year 2019: Enrollment status for all degree/certificate seeking students 



c) Complete the following table

FTE Positions



Accreditor Approval

